

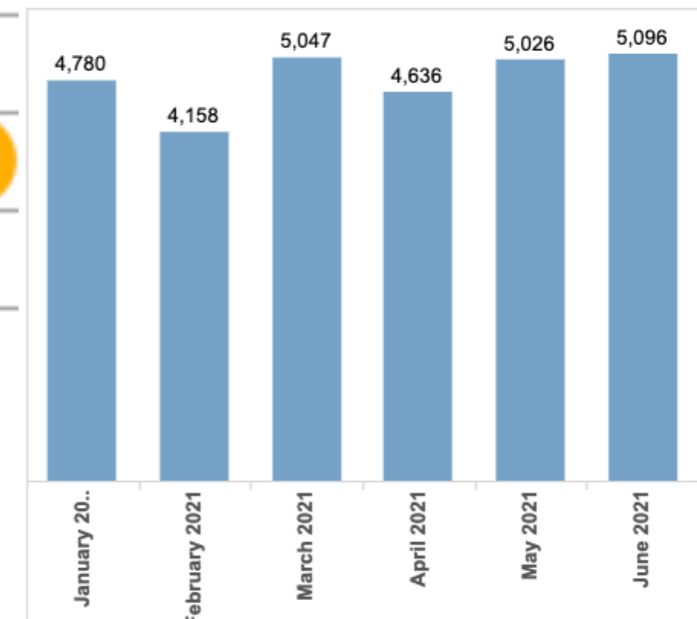
Detail by Segments

Person, Property, Society

January - June Totals

Year	2018	2019	2020	2021
Number of Offenses				
30,000				
28,000				
24,000				

Offense Count by Month



Jan.-June 2021 by month

Crime Offenses

Detail by Segments

Person, Property, Society

Jan-June	2018	2021	Segments	Citywide July 2021	
Person	15%	17%	Person	1,021	18%
Property	80%	81%	Property	4,428	80%
Society	5%	2%	Society	107	2%
TOTALS	100%	100%	TOTALS	5,556	100%

Six Months One Month, July 2021

How does the PPB handle the competition for resources between people/society (20%) and property (80%) segments in the neighborhoods in the central core of the City?

January-June 2021	Old Town	%
Person	178	35%
Property	303	60%
Society	27	5%
TOTALS	508	100%

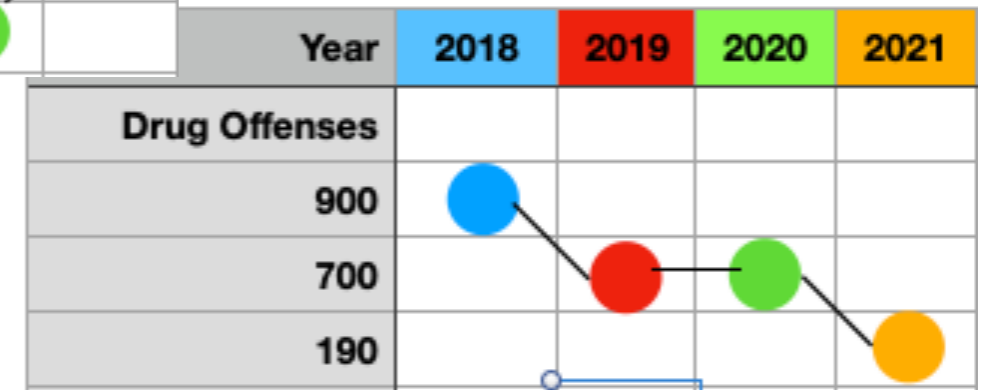
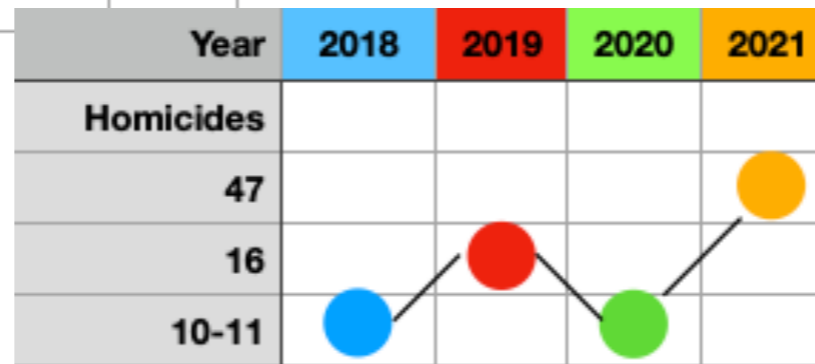
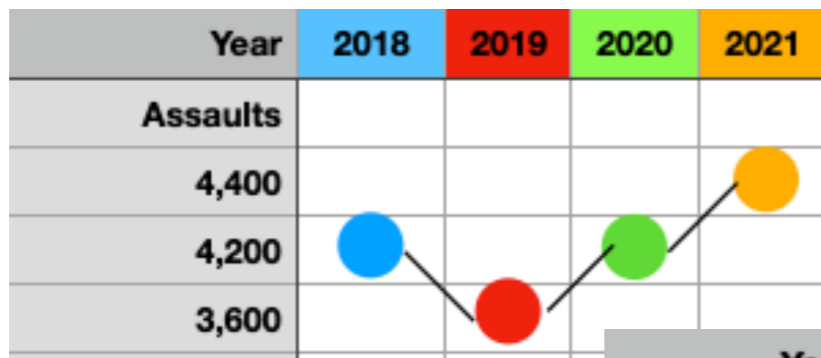
The mix in Old Town is generally people/society (40%) and property segment (60%) resulting in a desire for emphasis by residents in reducing assaults, homicides, weapons law, and drug/narcotic use offenses. It's not just about livability, but survivability in Old Town.

Types of Offenses

Person AND Society

Assaults, Homicides, Drugs

JANUARY-JUNE



Crime Offenses

Types of Offenses

Person AND Society

Number of **Assault** Offenses by Neighborhood

Downtown, Old Town, NorthWest, Pearl

January - June, 2021		Total City-wide	Downtown	Old Town	NorthWest	The Pearl	% of Citywide
Person	Assaults Offenses	4,400	321	164	120	83	7%
							4%
							3%
							2%

Old Town is a very dense, populated neighborhood with about 1/3+ of the population of Downtown and 1/5 of the Northwest - a different *livability experience* entirely.

Types of Offenses

Person AND Society

Number of **Assault** Offenses by Neighborhood, July 2021

Assaults have accounted in Old Town at 4 to 6% levels as city-wide numbers increase as was the case in July 2021 the latest available information available.

July 2021 Latest Month

Person Offenses	July 2021	Old Town	% Old Town	Downtown	% Downtown	NorthWest	% NorthWest
Assaults	954	38	4%	52	5.5%	32	3%

Crime Offenses

Types of Offenses

Person AND Society

Number of **Homicide** Offenses by Neighborhood

Downtown, Old Town, NorthWest, Pearl

	January - June, 2021	Total City-wide	Downtown	Old Town	NorthWest	The Pearl	% of Citywide
Person	Homicides	47	0	2			0%
					0		0%
						0	0%

See attachement A, Page 16 for more detail on homicides citywide.

Types of Offenses

Person AND Society

Number of **Weapons Law Violations** by Neighborhood

Downtown, Old Town, North West, Pearl

	Jan-June 2021	Citywide	Downtown	Old Town	North West	The Pearl	% of Citywide
Society	Weapons Law Violations	393	30				8%
				14			4%
						10	3%
					7		2%

Gun Violence Reduction Team (eliminated July 1, 2020)...

- \$5.4 million reduction due to the elimination of the Gun Violence Reduction Team, including the elimination of 38 sworn positions. Source



Crime Offenses

Types of Offenses

Person AND Society

Number of **Drug/Narcotic** Offenses by Neighborhood

Downtown, Old Town, North West, Pearl

Crime Offenses

Jan-June 2021	Citywide	Down town	Old Town	North West	The Pearl	% of Citywide
Drug/Narcotic	190		12			6%
					10	5%
		6		6		3%

Detail by Segments

Person AND Society

What is the plan for addressing the fall-out from reprioritizing tasks as the Old Town nightclubs, bars, and sex clubs are **un**shuttered?



Crime Offenses

In 2020, Central Precinct began the year with an Entertainment Detail, Neighborhood Response Team, Unsheltered Outreach Team, and PPI Bicycle Team in addition to normal patrol operations. The early part of the year focused on a combination of data and on the ground knowledge to address issues disproportionately negatively affecting the community. One example of this is the **enhanced patrol mission begun in May 2020 in Old Town.**

However, beginning May 29, a large portion of precinct resources were redirected to public order duties as a response to more than 100 consecutive nights of civil unrest...Central Precinct **reprioritized tasks...since the Entertainment Detail was not needed with shuttered nightclubs and Unsheltered Outreach Team was disbanded, due to staffing challenges.** This process resulted in **significant success identifying and holding accountable individuals who were causing outsized negative impact on the community.**

Types of Offenses

Person AND Society

Number of **Drug/Narcotic** Offenses Over the Years 2017 -2021

Narcotic and Drug offenses in the *Society* segment have been rampant in the Old Town Community for years with such offenses in the past representing as high as 25% of all offenses city wide. And they have steadily been decreasing.

January - June 6 months

Narcotics/Drugs	2017	2018	2019	2020	2021
Number/Old Town	211	189	155	79	12
Number CityWide	859	910	892	739	190
Percent in Old Town	25%	21%	17%	11%	6%

Types of Offenses

Person AND Society

Number of **Drug/Narcotic** offenses January-June 2021

Narcotic and Drug offenses have been affected in 2021 by the “pioneering drug decriminalization experiment.” Source OPB

Crime Offenses

	Jan-June 2021	Citywide	Down town	Old Town	North West	The Pearl	% of Citywide
Society	Drug/Narcotic	190		12			6%
						10	5%
			6		6		3%

How is this experiment being monitored by the PPB and what has been the effect on the assignment of police officers in Old Town given the significant reduction in these type of offenses?

Peacekeeping

Who is in charge of keeping the peace on our streets? This private security guard?



Peacekeeping

Three “safety” officers on our streets - Clean and Safe, private security firms and PPB officers. Only one of the three are accountable to residents of Portland as part of public safety. Who regulates private police in our neighborhood as they are being armed with assault rifles and are even more alarming masked in an already fearful neighborhood.

How are these three resources coordinated for maximum effectiveness in Old Town?

Peacekeeping

Opportunity for collaboration and improvement.

What is the role of the PPB in reducing harm as

“...**the PPB Entertainment Detail** is a unit designated to police and problem solve alcohol related concerns at bars and taverns in the core of Portland?” What is the status of this detail?

The OTCA, PPB and Office of Community & Civic Life (Civic Life) need not start from scratch in addressing the needs for reform.

IF the Board is willing to commit to collaboration and improvement in terms of the entertainment area of Old Town, progress could be made towards a responsible as well as profitable entertainment district that co-exists with residents, non-profits, businesses, and retailers seeking to build neighborhood serving businesses that also serve the thousands of employees working in the neighborhood.

See the 2013 recommendations for “*Improving the entertainment area of Old Town Chinatown*” to include defining the district, as all other districts are defined, especially as recent retail “activation” plans for the neighborhood includes the residential area and shelters around the North Gate.

What does the Association need to do to bring the parties involved in this improvement report back to the table to review, revise, and implement suggestions made in the 2013 recommendation - Civic Life, PPB, Noise Officer and Liquor Licensing Program et. al. In 2013 the Street Closure Pilot Project prompted “conversations regarding the entertainment offered in Old Town and the conflicting interests associated with the area.”

DOWNLOAD

Questions Summary

- How does the PPB handle the competition for resources between people/society (20%) and property segments in the neighborhoods in the Central Core of the City (80%)? Page 3
- What is the status of gun violence reduction in Old Town? Page 8
- What is the plan for addressing the fall-out from reprioritizing tasks as the Old Town nightclubs, bars, and sex clubs are **un**shuttered? Page 10
- How is this (decriminalization) experiment being monitored by the PPB and what has been the effect on the assignment of police officers in Old Town given the significant reduction in these type of offenses? Page 12
- Who is in charge of keeping the peace on our streets? How are these three resources coordinated for maximum effectiveness in Old Town? Page 13
- What is the role of the PPB in reducing harm as “...**the PPB Entertainment Detail** is a unit designated to police and problem solve alcohol related concerns at bars and taverns in the core of Portland?” What is the status of this detail? Page 14

Questions

Attachment

Homicides

January-June + July 2021

Homicides

	January-June 2021 six months	7/1/2021 one month	Average Per Month January - June 2021 six months
Homicides Total	47	5	8
Madison South	3		
Parkrose	3	1	
Portsmouth	3		
Sellwood	3		
Argay	2		
Cathedral Park	2		
Centennial	2		
Creston	2		
Cully	2		
Elliot	2		
Hazlewood	2		
Lents	2		
Old Town	2	1	
Piedmont	2		
Powell	2		
St. Johns	2		

Buckman East	1	
East Columbia	1	
Humbolt	1	
Kenton	1	
Lloyd	1	
Montavilla	1	
Overlook	1	
Pleasant Valley	1	
Rose City Park	1	
Russel	1	
South Portland	1	
Downtown	0	2
Hosford		1

Attachment